

## 2004 American City Flags Survey

The full report of this survey was published as:

Edward B. Kaye, "The American City Flag Survey of 2004," *Raven: A Journal of Vexillology*, vol. 12 (2005), p. 27-61.




### Summary:

In conjunction with the publication of its landmark book *American City Flags*, the North American Vexillological Association conducted an Internet poll of public opinions on 150 U.S. city flag designs. The results of this survey are discussed in the article, "The American City Flag Survey of 2004" in *Raven: A Journal of Vexillology*, vol. 12 (2005).

Based on their design qualities, each flag was rated from 0 to 10, where 0 is the worst score and 10 is the best. Respondents were asked to rate each flag based on his or her personal opinion about what constitutes a good flag design

The following table shows the results of the survey in numerical order, with No. 1 representing the flag with the highest overall score, and No. 150 representing the flag with the lowest overall score.




FLAG	RANK	CITY	LOCATION	RATING
	1	Washington	D.C.	9.17
	2	Chicago	Ill.	9.03

	3	Denver	Colo.	8.86
	4	Phoenix	Ariz.	8.65
	5	St. Louis	Mo.	8.56
	6	Wichita	Kan.	8.41
	7	Portland	Ore.	8.38
	8	Indianapolis	Ind.	8.35

	9	Louisville	Ky.	8.11
	10	Corpus Christi	Texas	8.02
	11	Madison	Wis.	7.92
	12	Jackson	Miss.	7.83
	13	San Antonio	Texas	7.79
	14	Des Moines	Iowa	7.77

	15	Richmond	Va.	7.76
	16	New Orleans	La.	7.74
	17	Irving	Texas	7.65
	18	Baltimore	Md.	7.64
	19	Colorado Springs	Colo.	7.05
	20	Fremont	Calif.	6.79

	21	Dallas	Texas	6.27
	22	Cincinnati	Ohio	6.26
	23	St. Petersburg	Fla.	6.24
	24	Pittsburgh	Pa.	6.06
	25	Albuquerque	N.M.	5.89
	26	Omaha	Neb.	5.59

		27	Minneapolis	Minn.	5.58
		28	Annapolis	Md.	5.39
		29	Anchorage	Alaska	5.33
		30	Seattle	Wash.	5.32
		31	Philadelphia	Pa.	5.30
		32	Buffalo	N.Y.	5.26

	33	Los Angeles	Calif.	5.24
	34	Albany	N.Y.	5.20
	35	San Francisco	Calif.	5.14
	36	Fresno	Calif.	5.12
	37	New York	N.Y.	5.11
	38	Jacksonville	Fla.	5.03

	39	Birmingham	Ala.	4.97
	40	Sacramento	Calif.	4.97
	41	Springfield	Ill.	4.89
	42	Wilmington	Del.	4.88
	43	Nashville	Tenn.	4.85
	44	St. Paul	Minn.	4.80



	45	Montgomery	Ala.	4.76
	46	Topeka	Kan.	4.76
	47	Oakland	Calif.	4.74
	48	Shreveport	La.	4.74
	49	Fort Smith	Ark.	4.73
	50	Charleston	W. Va.	4.71

	51	Salem	Ore.	4.71
	52	Fort Wayne	Ind.	4.62
	53	Rochester	N.Y.	4.61
	54	Memphis	Tenn.	4.56
	55	Houston	Texas	4.55
	56	Raleigh	N.C.	4.48

	57	San Diego	Calif.	4.47
	58	Arlington	Texas	4.45
	59	Cleveland	Ohio	4.45
	60	Casper	Wyo.	4.42
	61	Riverside	Calif.	4.42
	62	Austin	Texas	4.38

	63	Jefferson City	Mo.	4.36
	64	Concord	N.H.	4.30
	65	Tallahassee	Fla.	4.29
	66	Charlotte	N.C.	4.24
	67	Fort Worth	Texas	4.24
	68	Trenton	N.J.	4.24

	69	Chesapeake	Va.	4.20
	70	Miami	Fla.	4.18
	71	Detroit	Mich.	4.17
	72	Columbus	Ohio	4.09
	73	Grand Forks	N.D.	4.09
	74	Harrisburg	Pa.	4.09

	75	Little Rock	Ark.	4.06
	76	Mobile	Ala.	4.05
	77	Worcester	Mass.	4.02
	78	San Jose	Calif.	3.97
	79	Tampa	Fla.	3.97
	80	Baton Rouge	La.	3.95

	81	Cheyenne	Wyo.	3.95
	82	Newark	N.J.	3.86
	83	Plano	Texas	3.86
	84	Carson City	Nev.	3.85
	85	Columbia	S.C.	3.83
	86	Garland	Texas	3.79

	87	Jersey City	N.J.	3.79
	88	Lincoln	Neb.	3.79
	89	Dover	Del.	3.77
	90	Long Beach	Calif.	3.70
	91	El Paso	Texas	3.67
	92	Santa Ana	Calif.	3.65



	93	Las Vegas	Nev.	3.61
	94	Toledo	Ohio	3.61
	95	Bismarck	N.D.	3.59
	96	Atlanta	Ga.	3.58
	97	Augusta	Maine	3.58
	98	Greensboro	N.C.	3.48







	99	Salt Lake City	Utah	3.47
	100	Stockton	Calif.	3.45
	101	Warwick	R.I.	3.44
	102	Glendale	Ariz.	3.38
	103	Kansas City	Mo.	3.38
	104	Aurora	Colo.	3.36






	105	Grand Rapids	Mich.	3.36
	106	Billings	Mont.	3.35
	107	Burlington	Vt.	3.23
	108	Lansing	Mich.	3.20
	109	Olympia	Wash.	3.18
	110	Augusta	Ga.	3.15

	111	Spokane	Wash.	3.15
	112	Lexington	Ky.	3.11
	113	Bakersfield	Calif.	3.09
	114	Boise	Idaho	3.05
	115	Pierre	S.D.	3.05
	116	Norfolk	Va.	3.00

		117	Santa Fe	N.M.	2.97
		118	Manchester	N.H.	2.95
		119	Hartford	Conn.	2.94
 <p data-bbox="240 1199 516 1236"><b>CITY OF GLENDALE</b></p>		120	Glendale	Calif.	2.92
		121	Gulfport	Miss.	2.92
		122	Honolulu	Hawaii	2.91

	123	Helena	Mont.	2.89
	124	Tulsa	Okla.	2.88
	125	Virginia Beach	Va.	2.88
	126	Akron	Ohio	2.86
	127	Yonkers	N.Y.	2.86
	128	Scottsdale	Ariz.	2.80

		129	Providence	R.I.	2.79
		130	Oklahoma City	Okla.	2.74
		131	Portland	Maine	2.74
		132	Tacoma	Wash.	2.74
		133	Boston	Mass.	2.71
		134	Juneau	Alaska	2.70

	135	Tucson	Ariz.	2.67
	136	Charleston	S.C.	2.61
	137	Anaheim	Calif.	2.56
	138	Maui	Hawaii	2.56
	139	Bridgeport	Conn.	2.50
	140	Frankfort	Ky.	2.41



	141	Montpelier	Vt.	2.35
	142	Cedar Rapids	Iowa	2.23
	143	Provo	Utah	2.14
	144	Lubbock	Texas	1.92
	145	Hialeah	Fla.	1.85
	146	Mesa	Ariz.	1.73

	147	Milwaukee	Wis.	1.59
	148	Rapid City	S.D.	1.56
	149	Huntington	W. Va.	1.50
	150	Pocatello	Idaho	1.48

©2004-2005 North American Vexillological Association; All Rights Reserved. Survey form developed and written by Richard R. Gideon